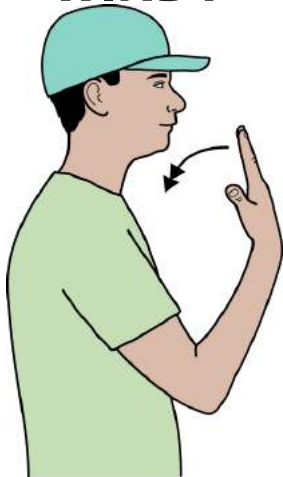


WINDY



Working open hand (palm back, pointing up) in front and to the side of face, bends at wrist to palm down, pointing back several times.
Use two hands for emphasis.

CHOCOLATE




Working "R" hand (palm in, pointing up) makes inward circle on chin.

TEDDY



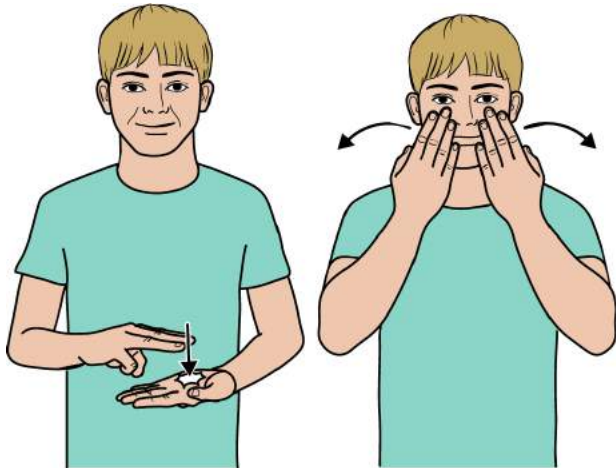
Crossed arms, working arm in front, hands at opposite shoulders, mime cuddling soft toy.

CHERRY



Working "V" hand (palm back/out, pointing down) beside ear, swings backwards and forwards twice.

MONDAY



Make letter shape "M"; then flat hands (palms back, pointing in/up), in front of face, move out in small arc.



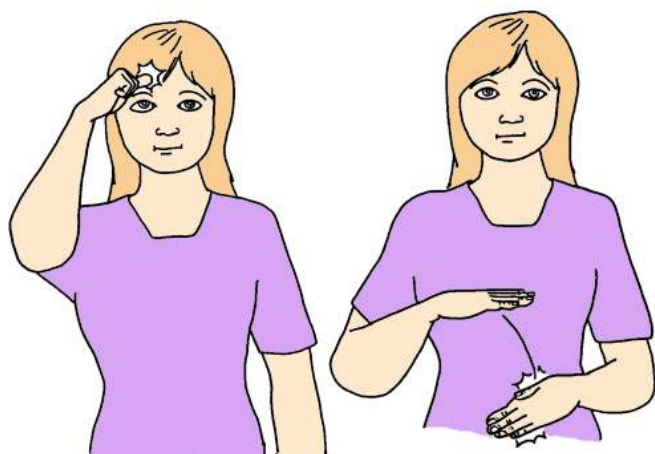
CARPET




Working "C" hand (palm down, pointing forward/in) sweeps out to working side, changing to flat hand with thumb extended (palm down, pointing forward/out).

BASIC VOCABULARY

EXPERIENCE

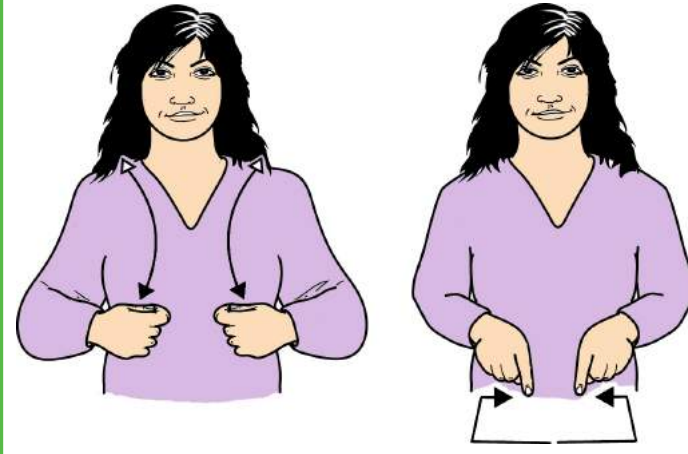


Working thumb hand (palm in/down, pointing in/up) touches forehead and moves away changing to flat hand (palm down, pointing in); working hand bends at wrist so that fingers brush down supporting flat hand (palm in/back, pointing forward/in).



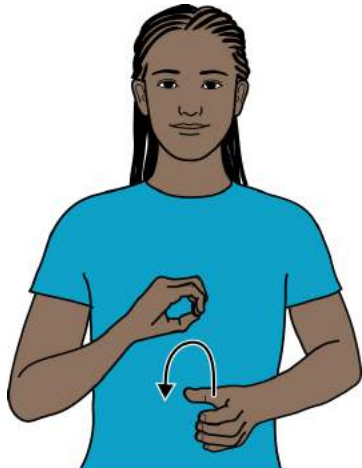
© The SIGNALONG Group
www.signalong.org.uk

CHANGING ROOM



Tucked hands (palms back, pointing in) move up chest turning to point up and return as though pulling clothes on and off; then bent index hands (palms down, pointing forward) move out, back and in to show shape of room.

BANANA




Supporting full "C" hand (palm in, pointing forward) mimes holding a banana; working bunched hand mimes pulling down peel of banana.

LAUGH



Working "L" hand (palm back, pointing in) below chin, makes small upward circles moving forwards.

AGAIN



Working "V" hand (palm in, pointing forward) drops down from wrist.

BALL



Flat hands (palms down, pointing forward) move round to show shape of ball, finishing palms up.
Size of circle shows relative size of ball.